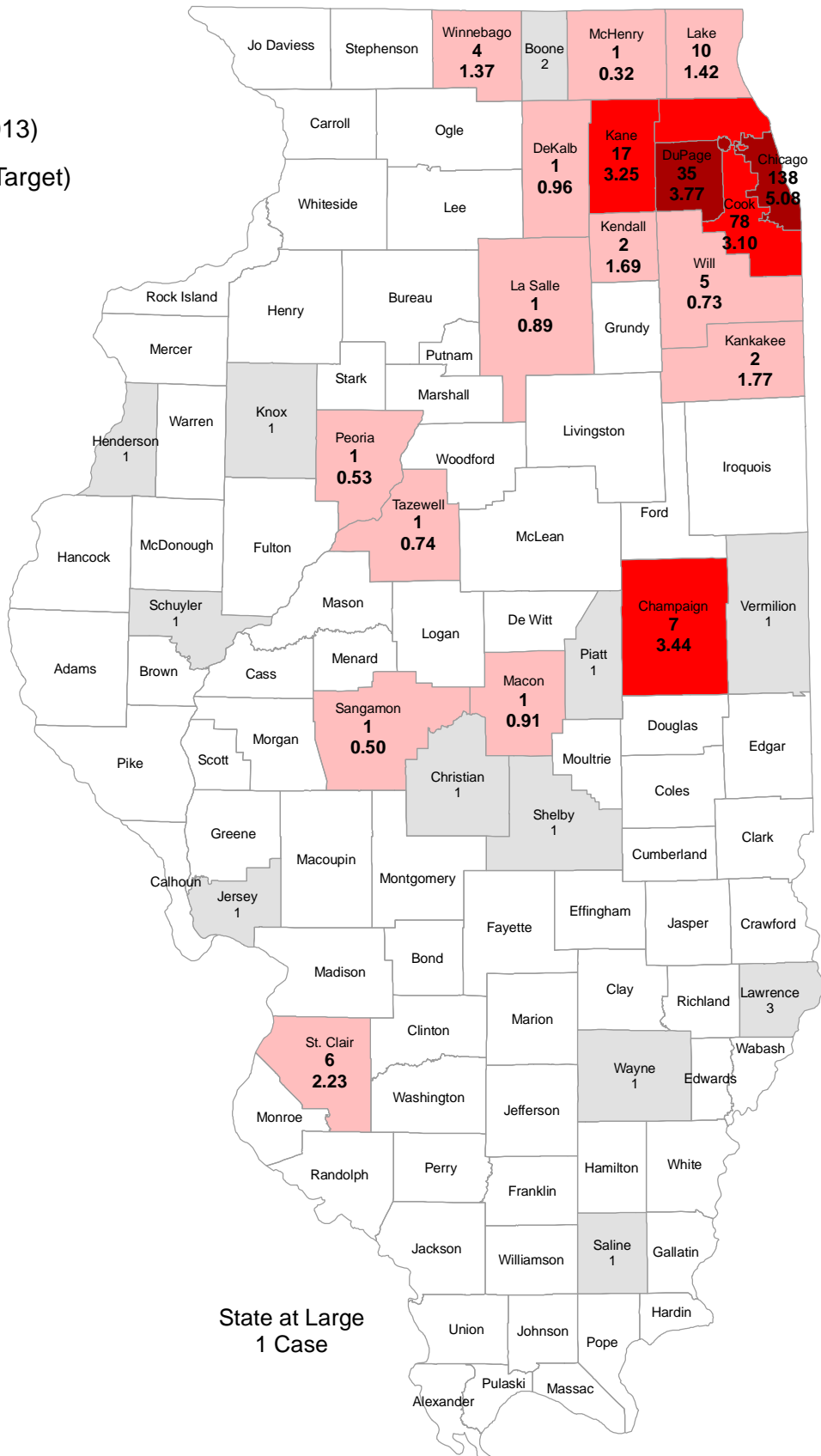
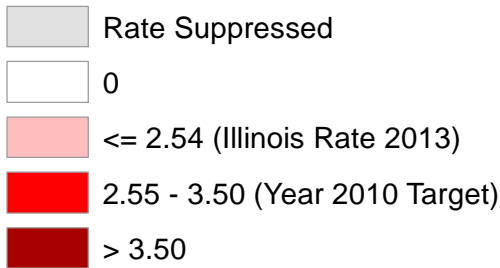


Illinois Tuberculosis Case Rates per 100,000 Population 2013

2013 Rates



United States
 Total Cases: 9,588
 Rate: 3.03
 From: MMWR Vol. 63 No. 11

Illinois (including Chicago)
 Total Cases: 327
 Population: 12,875,255
 Rate: 2.54

Illinois (outside Chicago)
 Total Cases: 189
 Population: 10,160,399
 Rate: 1.86

City of Chicago
 Total Cases: 138
 Population: 2,714,856
 Rate: 5.08

Suburban Cook County
 Total Cases: 78
 Population: 2,516,495
 Rate: 3.10

Illinois (outside Cook County)
 Total Cases: 111
 Population: 7,643,904
 Rate: 1.45

Illinois Population figures from
 2012 Population Estimates,
 U.S. Census Bureau.

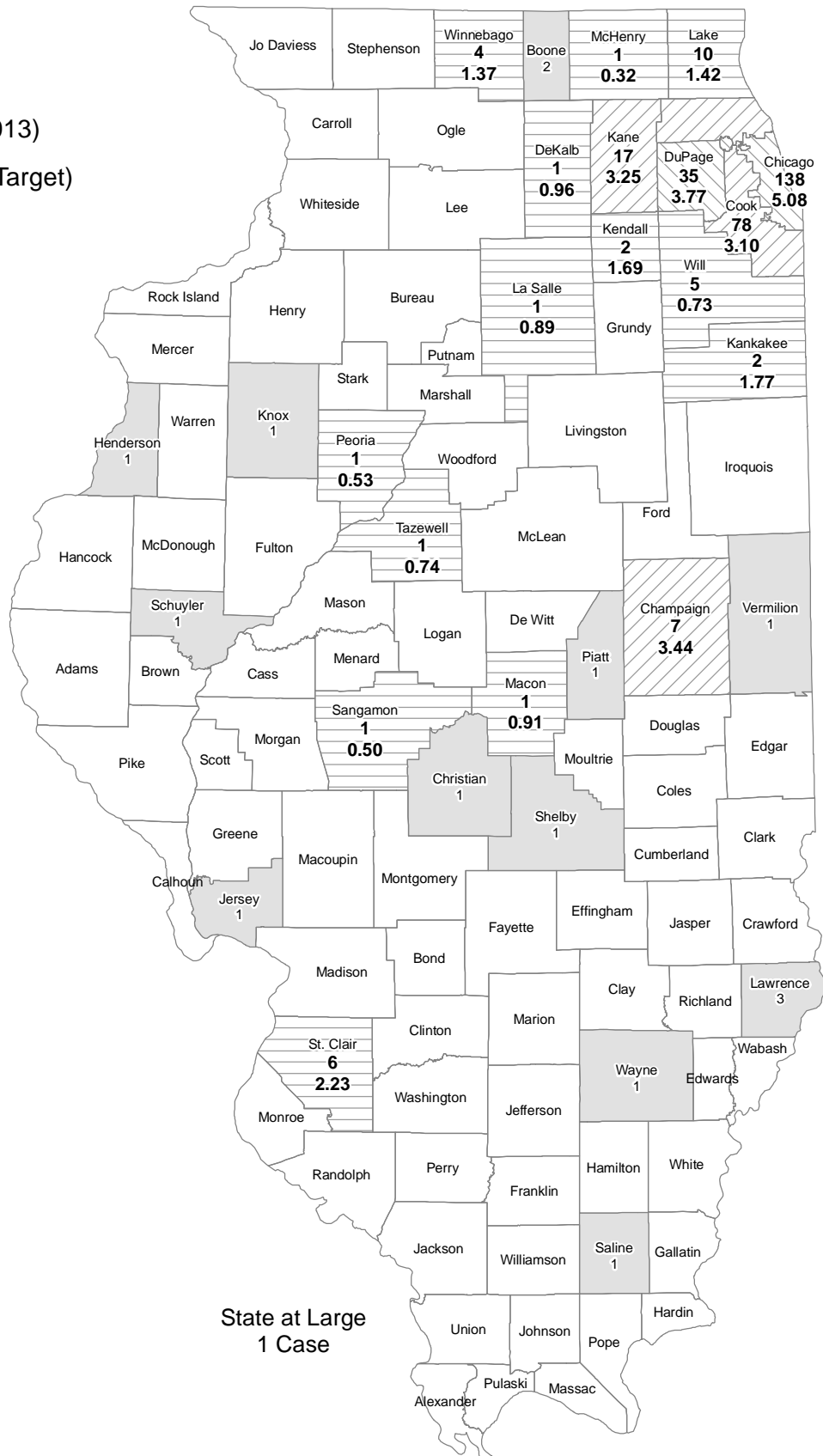
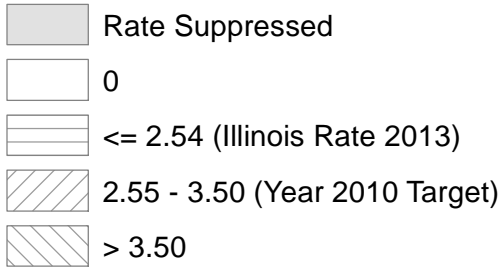
National Rate calculated with
 population data from the 1 July,
 2013 Population Estimates,
 U.S. Census Bureau.

Rates are suppressed for areas
 with a population < 100,000.

State at Large
 1 Case

Illinois Tuberculosis Case Rates per 100,000 Population 2013

2013 Rates



United States
 Total Cases: 9,588
 Rate: 3.03
 From: MMWR Vol. 63 No. 11

Illinois (including Chicago)
 Total Cases: 327
 Population: 12,875,255
 Rate: 2.54

Illinois (outside Chicago)
 Total Cases: 189
 Population: 10,160,399
 Rate: 1.86

City of Chicago
 Total Cases: 138
 Population: 2,714,856
 Rate: 5.08

Suburban Cook County
 Total Cases: 78
 Population: 2,516,495
 Rate: 3.10

Illinois (outside Cook County)
 Total Cases: 111
 Population: 7,643,904
 Rate: 1.45

Illinois Population figures from
 2012 Population Estimates,
 U.S. Census Bureau.

National Rate calculated with
 population data from the 1 July,
 2013 Population Estimates,
 U.S. Census Bureau.

State at Large
 1 Case

Rates are suppressed for areas
 with a population < 100,000.