

*All data in this report are provisional and may change as additional reports are received.
For questions, please contact the IDPH CD Section at 217-782-2016 or dph.influenza@illinois.gov.
Additional data on influenza in Chicago can be found on the [City of Chicago Influenza Website](#)*

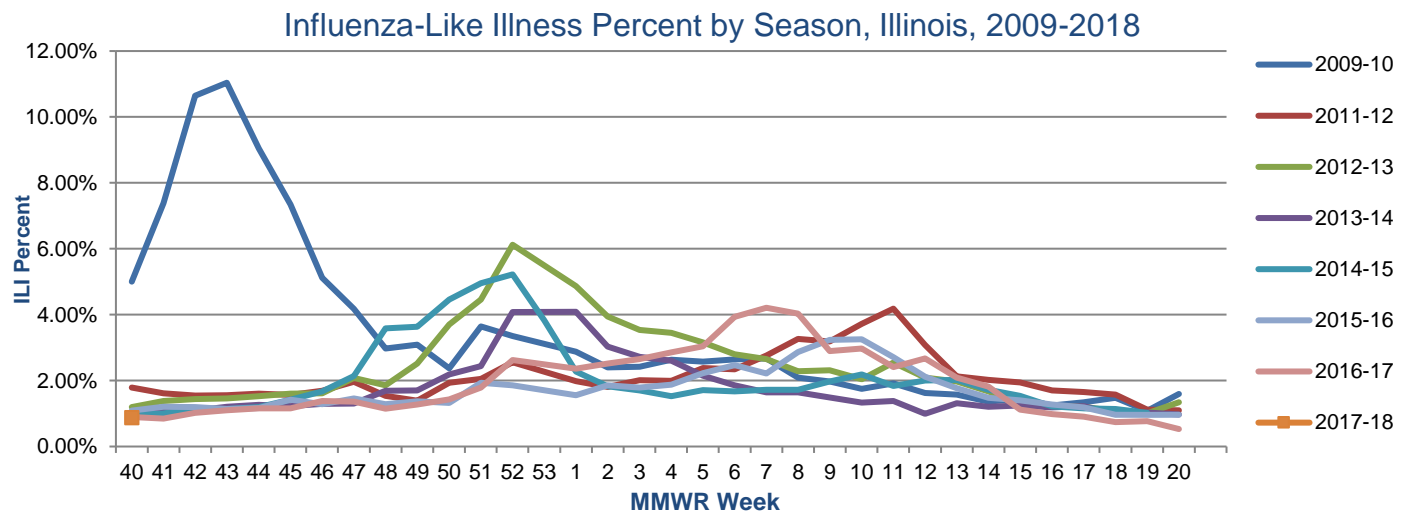
Current Week Quick Stats

Illinois Influenza Geographic Spread	Sporadic
Percent of Outpatient Visits for ILI ¹	0.87% (baseline 1.8%)
Percent/Number of Influenza Positive Tests ²	Current Week: 1.3% (5/383); Season: 1.3% (5/383)
Influenza-Associated ICU Admissions ³	Current Week: 4; Season: 4
Influenza Outbreaks	Current Week: 0; Season: 0
Influenza-Associated Pediatric Deaths (Season Total)	0

Become an Illinois Sentinel Provider

Illinois outpatient health care providers are encouraged to join the Illinois influenza surveillance program. Each week, providers report data to CDC on the number of patients seen and the number with influenza-like illness. These reporters are critical to determining when and where influenza activity is occurring and who it is affecting. For more information on how to participate, contact DPH.INFLUENZA@ILLINOIS.GOV. You may also complete the [sign-up form](#) and fax it to 217-524-0962 to join the sentinel program.

Illinois Influenza-Like Illness (ILI) Surveillance



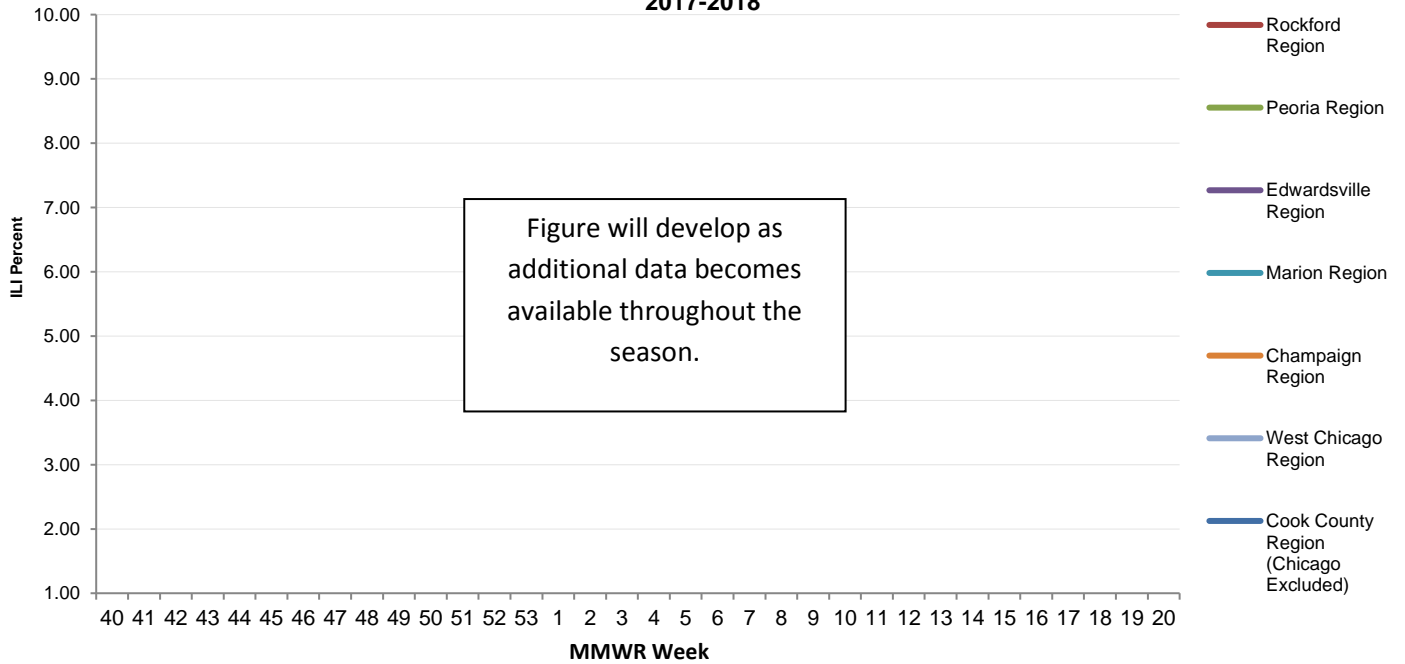
¹ ILI "Influenza like Illness" is defined as fever $\geq 100^{\circ}\text{F}$ with a cough and/or sore throat.

² Specimens tested by WHO/NREVSS collaborating laboratories and IDPH laboratories.

³ For the purpose of diagnosis, influenza can be diagnosed by using the following test: reverse transcription polymerase chain reaction (RT-PCR), viral culture, Immunofluorescence [Direct Fluorescent Antibody (DFA) or Indirect Fluorescent Antibody (IFA) Staining], Enzyme Immuno Assay (EIA) or any rapid diagnostic test. Sensitivities of rapid diagnostic tests are approximately 50-70% when compared with viral culture or reverse transcription polymerase chain reaction (RT-PCR), and specificities of rapid diagnostic tests for influenza are approximately 90-95%. False-positive (and true-negative) results are more likely to occur when disease prevalence in the community is low, which is generally at the beginning and end of the influenza seasons. False-negative (and true-positive) results are more likely to occur when disease prevalence is high in the community, which is typically at the height of the influenza season.

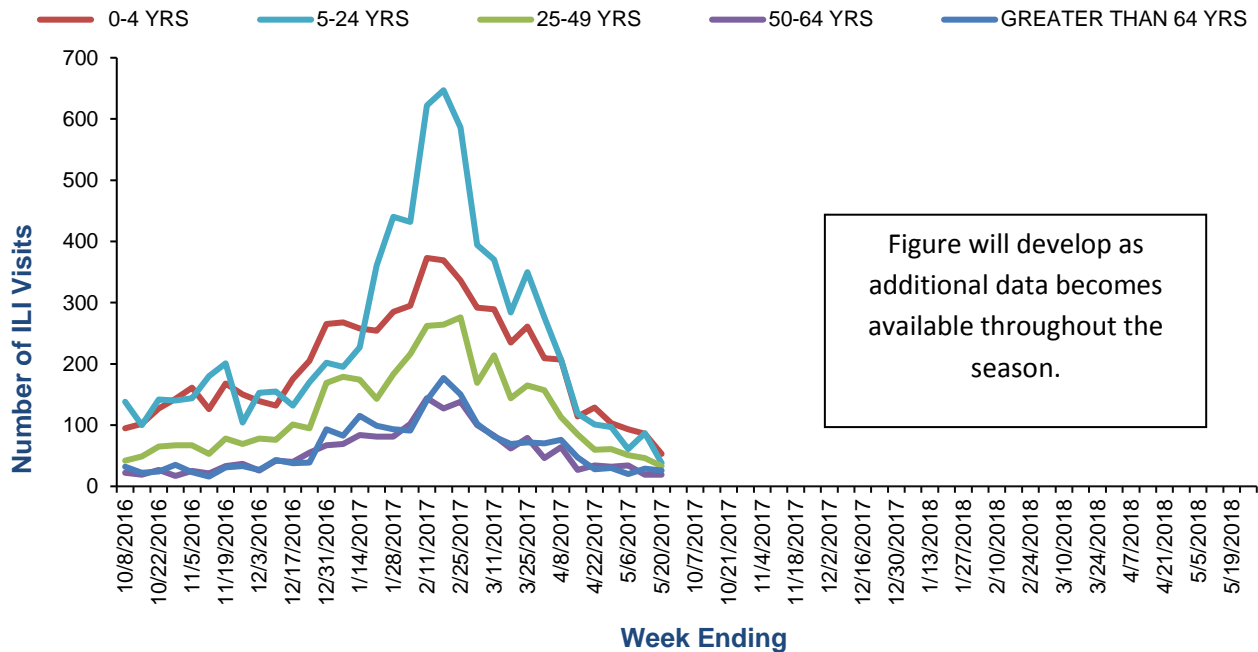
Regional Sentinel Reports

Percent of ILI Reported From Sentinel Providers by Region, Illinois, 2017-2018

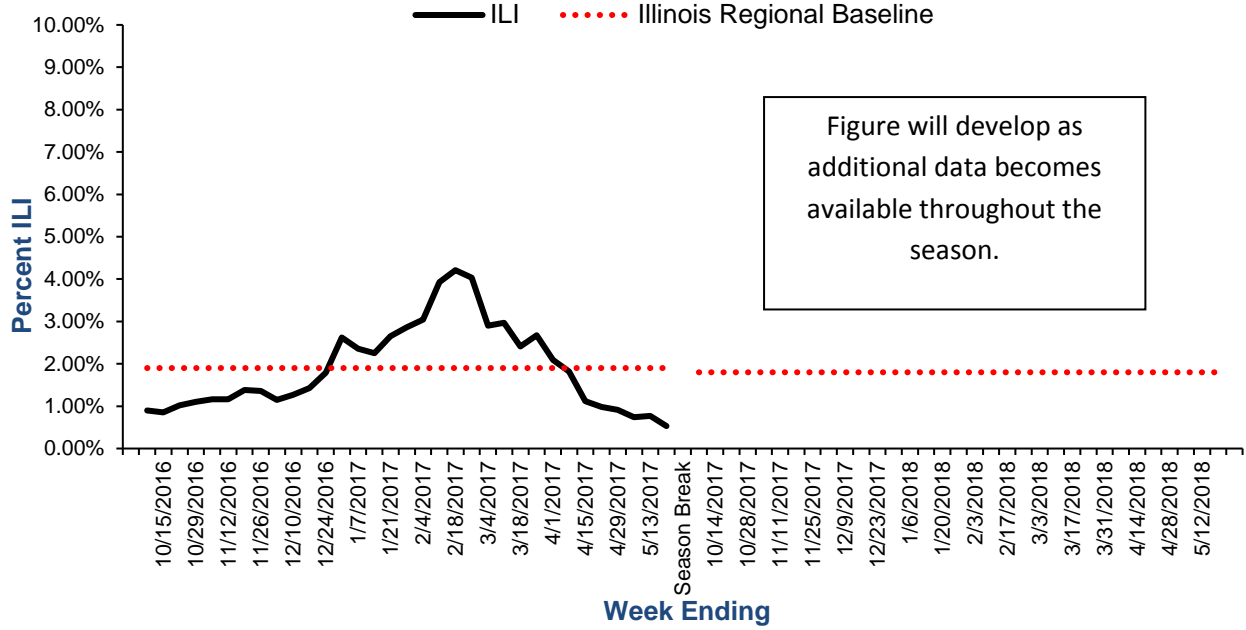


Number of Office Visits by Age Group

Proportion Of ILI Office Visits by Age Group, Illinois, Influenza Season 2016-2018



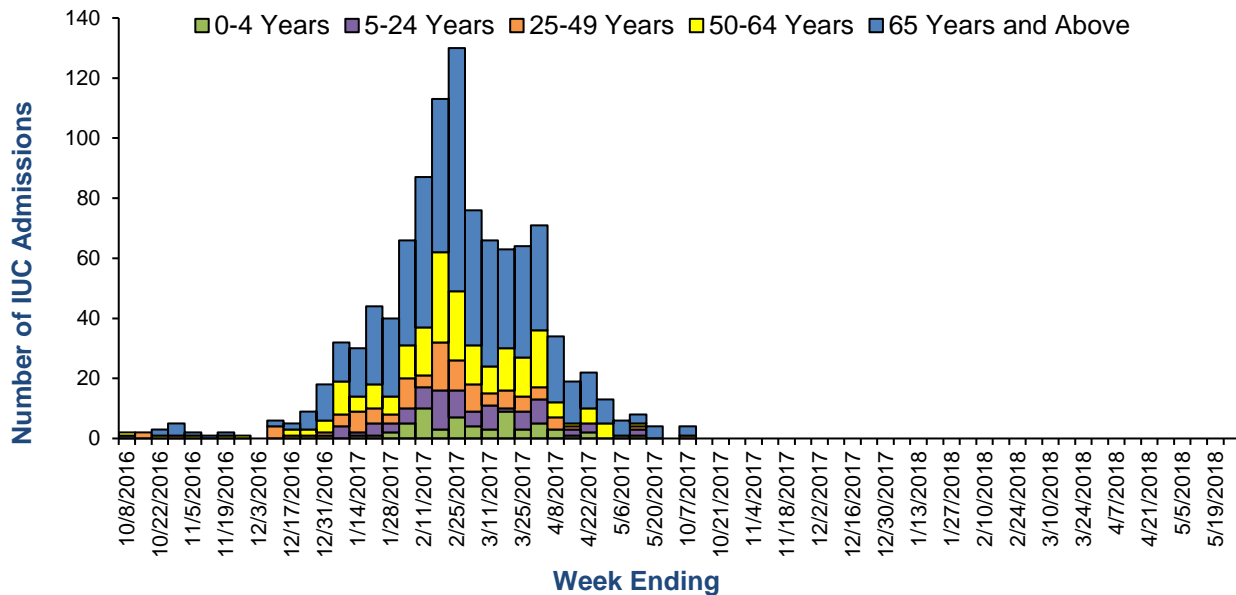
Influenza Like Illness Outpatient Surveillance 2016-2018



Illinois Influenza-associated Intensive Care Unit (ICU) Admissions

Age	Current Week	Season Total (10/01/2017 – Current Week)
0-4	0	0
5-24	0	0
25-49	1	1
50-64	0	0
>65	3	3
Total	4	4

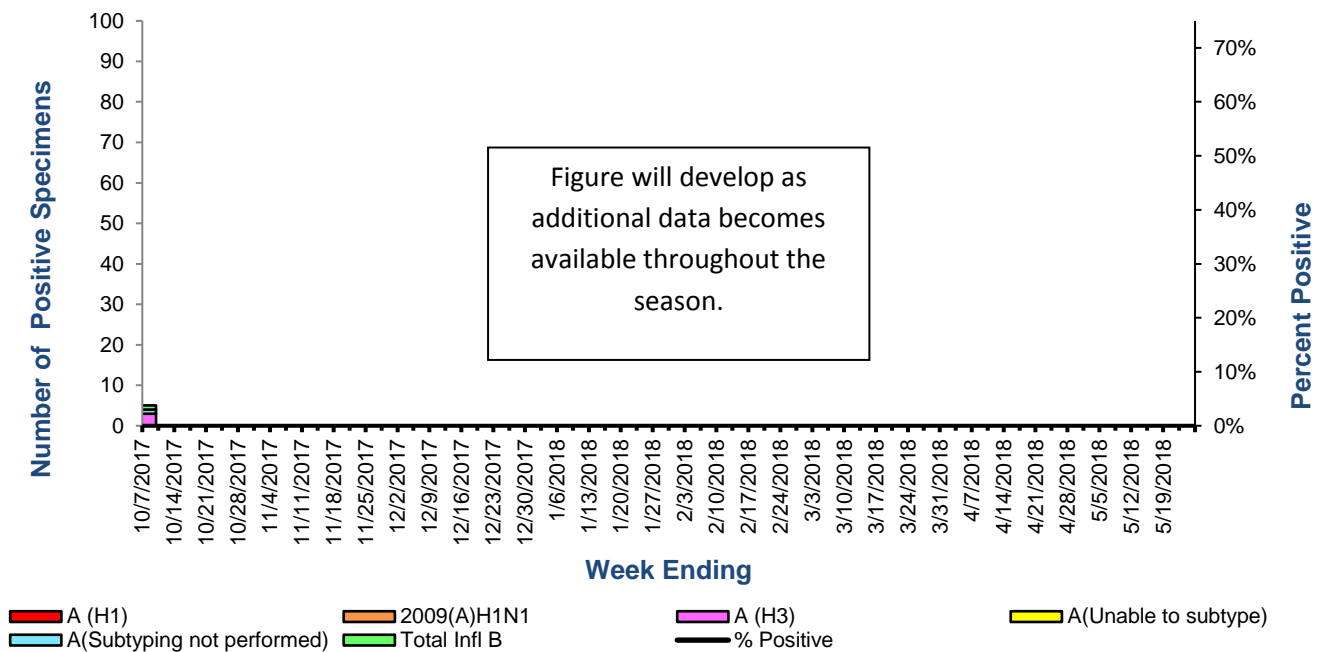
Influenza Related ICU Admissions by Age Group, Illinois, 2016-2018



2017-2018 Illinois Laboratory Surveillance (IDPH, NREVSS & ACL Laboratories)

	A (H1N1) pdm09	A (H3)	A (Sub typing not performed)	B (Victoria Lineage)	B (Yamagata Lineage)	B (Lineage not performed)
Current Week	0	3	1	0	0	1
Season Total	0	3	1	0	0	1

Influenza Isolates Reported by WHO/NREVSS Collaborating Laboratories, IDPH Lab & ACL Labs, Illinois, Influenza Season 2017-2018



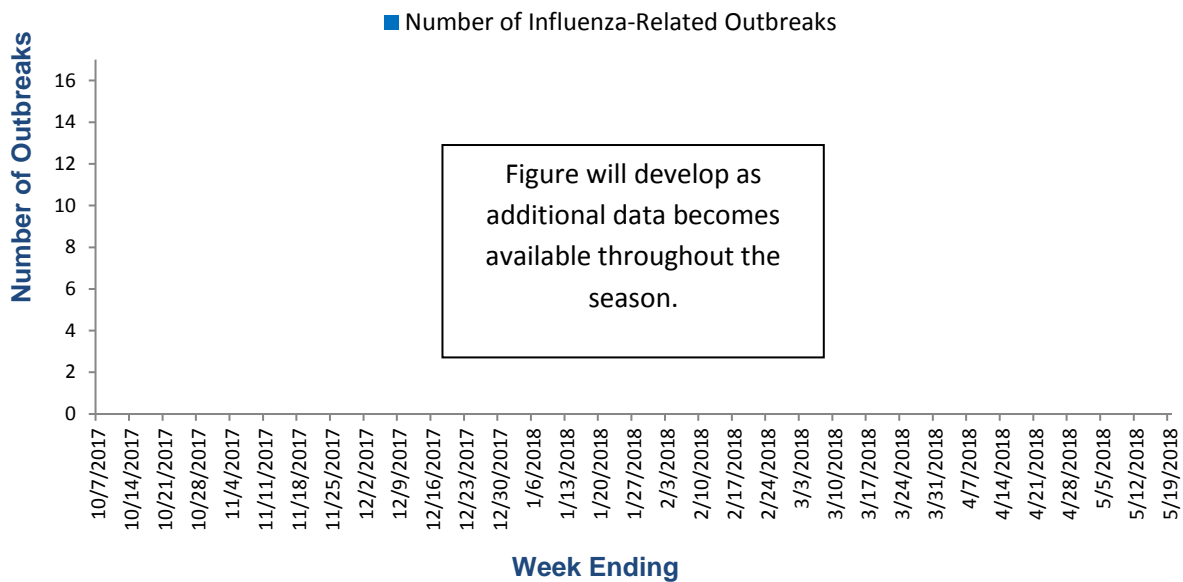
**Vaccination is the best way to protect against influenza infection.
All Illinois residents aged six months and older should be vaccinated annually.**

- Flu vaccination can keep you from getting sick with flu.
- Flu vaccination can reduce the risk of flu-associated hospitalization, including among children and older adults.
- Flu vaccination is an important preventive tool for people with chronic health conditions.
- Vaccination helps protect women during and after pregnancy. Getting vaccinated also protects the developing baby during pregnancy and for several months after the baby is born.
- Flu vaccination also may make your illness milder if you do get sick.
- Getting vaccinated yourself also protects people around you, including those who are more vulnerable to serious flu illness, like babies and young children, older people, and people with certain chronic health conditions.

Influenza Outbreaks

Region	Current Week	Season Total (10/01/2017 – Current Week)
Rockford	0	0
Peoria	0	0
Edwardsville	0	0
Marion	0	0
Champaign	0	0
West Chicago	0	0
Chicago/Cook	0	0
Total	0	0

Influenza Outbreaks by First Onset Date, Illinois, 2017-2018



Resources

-
- | | |
|---|--|
| <ul style="list-style-type: none"> • IDPH Seasonal Influenza • IDPH Immunization • CDC Influenza • CDC Influenza Vaccine • Cook County Influenza Report • DuPage County Influenza Report • Kane County Influenza Report • 2017-2018 Vaccine Recommendations Summary | <ul style="list-style-type: none"> • Vaccine Finder • Immunization Action Coalition • National Respiratory and Enteric Virus Surveillance System (NREVSS), CDC • CDC FluView Activity Report and Maps • International influenza surveillance (WHO) • VFC Provider Search • I-CARE Immunization Registry |
|---|--|
-