



## How to Make Liquid Ciprofloxacin


125 mg per 5 mL (teaspoon)

You will need:

- One (1) 500-mg ciprofloxacin tablet
- Measuring teaspoon(s) or regular eating teaspoon.
- One (1) small glass, cup or bowl
- These directions

Please read all instructions before you begin.

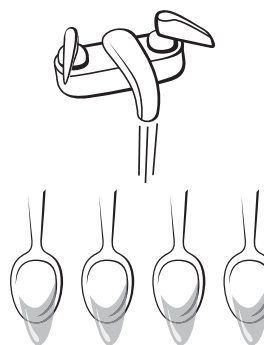
### Step 1



CIPRO


+

500 mg




Put four (4) teaspoons of room-temperature water into a small glass or bowl.

Put one (1) 500 mg ciprofloxacin tablet into the water and let it sit for five (5) minutes until the tablet breaks apart.



4 teaspoons water

Mix well until the powder dissolves and there is no more powder left at the bottom.




wait 5 minutes

# Liquid Ciprofloxacin

for infants and children exposed to a disease

### Step 2

Weigh your child. Use your child's weight to find the correct dosage on the chart below.



Weight: \_\_\_\_\_ lbs

### Dosage Chart

How much medicine to give your child is based on your child's weight.

Use this chart to find the amount for one (1) dose.

Give this dose two (2) times a day – once in the morning and once in the evening – for as many days as you were told to give this medicine.

Ciprofloxacin oral liquid	
125 mg per 5 mL (per teaspoon)	
Weight (lb)	Dose
Less than 7 lbs	1/4 teaspoon
7 lbs to 9 lbs	1/2 teaspoon
over 9 lbs to 13 lbs	3/4 teaspoon
over 13 lbs to 18 lbs	1 teaspoon
Over 18 lbs to 26 lbs	1-1/2 teaspoons
Over 26 lbs to 36 lbs	2 teaspoons
Over 36 lbs to 42 lbs	2-1/2 teaspoons
Over 42 lbs to 48 lbs	3 teaspoons
Over 48 lbs to 55 lbs	3-1/2 teaspoons
More than 55 lbs	1 whole tablet (500mg)

Dosage applicable for prophylaxis against anthrax, plague and tularemia. Dosage range for patients 7 lbs - 55 lbs is from 15.3 mg/kg/dose to 22.8 mg/kg/dose (average is 18.2 mg/kg/dose). Dosage range for infants <7 lbs is 10 - 15 mg/kg/dose.

My child's name \_\_\_\_\_

My child's dose is \_\_\_\_\_

If you do not have a measuring teaspoon then use a regular teaspoon. It is hard to measure one-half teaspoon with a regular teaspoon. Do the best you can. It is better to give a little more medicine than not enough.

See reverse side for more directions.

# How to Make Liquid Ciprofloxacin

continued from reverse side

My child's name \_\_\_\_\_

My child's dose is \_\_\_\_\_

Mix this amount with food or liquid. See below.

## Step 3

This medicine is very bitter. Mix the liquid with food or drink before giving it to older infants and children.

One (1) dose  
Ciprofloxacin  
liquid



+



OR



apple juice

Mix with:

Chocolate syrup

Table sugar

Apple juice or apple sauce  
sweetened with extra table sugar

*For formula or breastfed infants  
mix medicine only with water.*

DO NOT mix with:

Calcium-fortified juice

Infant formula

Breastmilk

Milk or any milk-products,  
such as yogurt or ice cream.



**Mix well before using.**

You may use this medicine for up to 24 hours if it is kept covered and stored at room temperature or in the refrigerator. Throw away any unused liquid after 24 hours and mix fresh every day.

## Step 4

**How to give the medicine to an infant:**

Mix the medicine with one or two teaspoons of water inside the nipple of the bottle. Let your infant suck on the nipple until all the medicine is gone.



**For older children:**

Make sure your child eats or drinks all of the food or drink that is mixed with medicine. It may be helpful to have the child suck on an ice cube or fruit flavored popsicle before and after giving the medicine. This may help cover up the bad taste.



### Important information

**Mix well before using.**

Give this medicine one hour before or two hours after your child takes any of these:

- Infant formula, breastmilk, milk or milk-products such as yogurt or ice cream
- Calcium-fortified juice, vitamins, iron, antacids or sucralfate (a medicine)

## Possible Side Effects of Liquid Ciprofloxacin

- Dizziness, lightheadedness
- Upset stomach, throwing up and diarrhea
- Sunburn – use sunscreen on your child before going out in the sun

## Warnings

Do not give this medicine before talking to your doctor if your child is taking any of these medicines: theophylline, caffeine, warfarin or cyclosporine.

Stop use and seek medical help if your child develops any of these rare but dangerous symptoms:

- Allergic effects such as: trouble breathing; closing of the throat; swelling of lips, tongue or face; hives
- Pain, burning, tingling, numbness, weakness of hands or feet
- Bone or tendon pain
- Hallucinations, severe confusion, convulsions

If you have further questions, contact your family physician, local pharmacist or the Illinois Help Line at (866) 331-9191.

*Funded by a federal grant from the Assistant Secretary for Preparedness and Response, U.S. Department of Health and Human Services. Content developed by the Illinois Terrorism Task Force's Pediatric Bioterrorism Workgroup. Illustrations provided by Loyola University Health System, Maywood, Ill.*