




Liquid Doxycycline

for infants and children
exposed to a disease



How to Make Liquid Doxycycline

25 mg per 5 mL (teaspoon)

You will need:

- One (1) 100-mg doxycycline tablet
- Something heavy to crush the tablet, such as a metal spoon, the bottom of a cup or glass or a hammer.
- Measuring teaspoon(s) or regular eating teaspoon
- One (1) small bowl
- These directions

Please read all instructions before you begin.

Step 1



100 mg

Put one (1) 100 mg doxycycline tablet into a small bowl. Crush into powder using the back of the metal teaspoon or the bottom of a cup or glass.

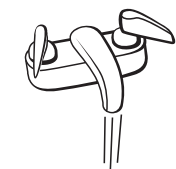


OR



You can also place the tablet in a plastic bag and crush it with something heavy like a hammer or rolling pin.

The powder should not have any large pieces of medicine.



Add four (4) teaspoons of water into the medicine powder.



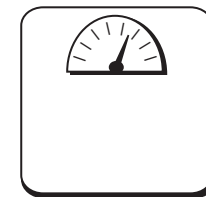
Mix well until the powder dissolves and there is no more powder left at the bottom of the bowl.



Doxycycline powder

Step 2

Weigh your child. Use your child's weight to find the correct dosage on the chart below.



Weight: _____ lbs

Dosage Chart

You can find out how much medicine to give your child based on your child's weight.

Use this chart to find the amount for one (1) dose.

Give this dose two (2) times a day – once in the morning and once in the evening – for as many days as you were told to give this medicine.

Doxycycline oral liquid	
25 mg per 5 mL (per teaspoon)	
Weight (lb)	Dose
Less than 7 lbs	1/4 teaspoon
7 lbs to 12 lbs	1/2 teaspoon
over 12 lbs to 19 lbs	3/4 teaspoon
over 19 lbs to 25 lbs	1 teaspoon
Over 25 lbs to 37 lbs	1-1/2 teaspoons
Over 37 lbs to 50 lbs	2 teaspoons
Over 50 lbs to 62 lbs	2-1/2 teaspoons
Over 62 lbs to 75 lbs	3 teaspoons
Over 75 lbs to 87 lbs	3-1/2 teaspoons
More than 87 lbs	1 whole tablet (100mg)

Dosage applicable for prophylaxis against anthrax, plague and tularemia. Dosage range for patients 7 lbs - 87 lbs is from 2.2 mg/kg/dose to 3.9 mg/kg/dose (average is 2.7 mg/kg/dose). Dosage range for infants <7 lbs is 2 - 3.1 mg/kg/dose.

My child's name _____

My child's dose is _____

If you do not have a measuring teaspoon then use a regular teaspoon. It is hard to measure one half teaspoon with a regular teaspoon. Do the best you can. It is better to give a little more medicine than not enough.

See reverse side for more instructions.

How to Make Liquid Doxycycline

continued from reverse side

My child's name _____

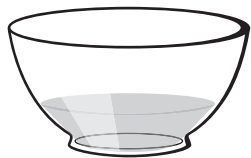
My child's dose is _____

Mix this amount with food or liquid. See below.


Step 3

This medicine tastes better mixed with a little milk, table sugar or any other sweet food or drink.

One (1) dose of doxycycline liquid



+ OR



apple juice

OR



Mix with:

Chocolate foods or drinks like chocolate syrup, chocolate milk or chocolate pudding are best.

Apple juice or apple sauce sweetened with extra table sugar

Mix well before using.

You may use this medicine for up to 24 hours if it is kept covered and stored at room temperature or in the refrigerator. Throw away any unused liquid after 24 hours and mix fresh every day.

Step 4

How to give the medicine to an infant:

Mix the medicine with one or two teaspoons of formula or breast milk inside the nipple of the bottle. Let your infant suck on the nipple until the medicine is gone.



For older children:

Make sure your child eats or drinks all of the food or drink that is mixed with the medicine. It may be helpful to have the child suck on an ice cube or fruit flavored popsicle before and after giving the medicine. This may help cover up the bad taste.



Important information

Mix well before using.

Give this medicine one hour before or two hours after the child takes any:

- Vitamins
- Iron
- Antacids
- Sucralfate (a medicine)

Possible Side Effects of Liquid Doxycycline

- Upset stomach, throwing up and diarrhea
- Sunburn – use sunscreen on your child before going out in the sun
- Possible permanent staining of teeth

Warnings

Stop use and seek medical help if your child develops any of these rare but dangerous symptoms:

- Allergic effects such as: trouble breathing; closing of the throat; swelling of lips, tongue or face; hives
- Painful swallowing
- Yellowing of skin or eyes, dark urine, stomach pain, throwing up and loss of appetite
- Bulging soft spot in infants

Go to: www.fda.gov/cder/drug/infopage/penG_doxy for more information about doxycycline.

If you have further questions, contact your family physician, local pharmacist or the Illinois Help Line at (866) 331-9191.

Adapted from the U.S. Food & Drug Administration information card "How to Prepare Emergency Dosages of Doxycycline at Home for Infants and Children."

Funded by a federal grant from the Assistant Secretary for Preparedness and Response, U.S. Department of Health and Human Services. Content developed by the Illinois Terrorism Task Force's Pediatric Bioterrorism Workgroup. Illustrations provided by Loyola University Health System, Maywood, Ill.

July, 2007